



*Industrial
and
Marine
Coatings*




3.01 WATERBORNE ACRYLIC DRY FALL

**B42W1
B42T1
B42W2
B42BW3**

**FLAT WHITE
CLEAR TINT BASE (FLAT)
EG-SHEL WHITE
FLAT BLACK**

| INDUSTRIAL & MARINE COATINGS | | PRODUCT INFORMATION | | Revised 10/02 | | | | | | | | | | | | | | | | | | | | | | | | |
|--|------------|---|------------|---------------|---------|-----------|------------|------------|------------|------------|--------|------------|------------|------------|---------|--------|--------|----------|--------|---------|---------|--------------|------------|---------|---------|---|--|--|
| PRODUCT DESCRIPTION | | RECOMMENDED USES | | | | | | | | | | | | | | | | | | | | | | | | | | |
| <p>WATERBORNE ACRYLIC DRY FALL is a water based, high light reflective white coating (black also available) that falls dry in ten feet. Fallout can be swept up for easy cleanup of work area.</p> <ul style="list-style-type: none"> • High hiding • Increases lighting efficiency • High light reflectance • Flash rust resistance • Suitable for use in USDA inspected facilities • Tint with EnviroToner Colorants only • Ten foot dry fallout • Easy cleanup • Low odor • Interior use | | <p>For use over prepared interior ceilings, walls, and structural steel in environments such as:</p> <ul style="list-style-type: none"> • Warehouses • Industrial, commercial, and institutional buildings • Textile mills • Manufacturing facilities • Gymnasiums | | | | | | | | | | | | | | | | | | | | | | | | | | |
| PRODUCT CHARACTERISTICS | | PERFORMANCE CHARACTERISTICS | | | | | | | | | | | | | | | | | | | | | | | | | | |
| <p>Finish: Flat or Eg-Shel</p> <p>Color: Flat White, Eg-Shel White, Flat Black a wide range of colors available</p> <p>Volume Solids: 42% ± 2%</p> <p>Weight Solids: 61% ± 2%</p> <p>VOC (calculated): 58 g/L; 0.48 lb/gal</p> <p>Recommended Spreading Rate per coat:</p> <p>Wet mils: 7.0 - 11.0 Dry mils: 3.0 - 4.5 Coverage: 135 - 225 sq ft/gal approximate</p> <p>Drying Schedule @ 7.0 mils wet 50% RH:</p> <table border="1"> <thead> <tr> <th></th> <th>@ 55°F</th> <th>@ 77°F</th> <th>@ 110°F</th> </tr> </thead> <tbody> <tr> <td>To touch:</td> <td>45 minutes</td> <td>30 minutes</td> <td>20 minutes</td> </tr> <tr> <td>To handle:</td> <td>1 hour</td> <td>45 minutes</td> <td>30 minutes</td> </tr> <tr> <td>To recoat:</td> <td>2 hours</td> <td>1 hour</td> <td>1 hour</td> </tr> <tr> <td>To cure:</td> <td>2 days</td> <td>4 hours</td> <td>3 hours</td> </tr> <tr> <td>Dry fallout:</td> <td>10-20 feet</td> <td>10 feet</td> <td>10 feet</td> </tr> </tbody> </table> <p>Drying time is temperature, humidity, and film thickness dependent.</p> <p>Shelf Life: 36 months, unopened, at 77°F</p> <p>Flash Point: 499°F, PMCC</p> <p>Reducer/Clean Up:</p> <p>Above 80°F: Water Below 80°F: 60% denatured alcohol/40% water</p> | | | @ 55°F | @ 77°F | @ 110°F | To touch: | 45 minutes | 30 minutes | 20 minutes | To handle: | 1 hour | 45 minutes | 30 minutes | To recoat: | 2 hours | 1 hour | 1 hour | To cure: | 2 days | 4 hours | 3 hours | Dry fallout: | 10-20 feet | 10 feet | 10 feet | <ul style="list-style-type: none"> • The bright, full-hiding, brilliant white shade of Waterborne Acrylic Dry Fall increases an area's lighting efficiency, which promotes safety and reduces eye strain due to dimly lit work stations. It helps improve employee productivity through better work area lighting due to its high light reflectance. • The fast drying modified acrylic resin of this waterborne coating reduces the propensity to rust, bleed, and freckle when applied over small bare steel areas, previous coating nicks, and slight rust. • The ten foot dry fallout characteristic reduces cleanup because its overspray dust can be swept up, thereby limiting the extent of masking equipment and floor areas. Waterborne Acrylic Dry Fall dusts less than conventional alkyd dry fall products. This helps diminish the nuisance from overspray on the applicator and the amount of waste and dust to be cleaned up. • Light Reflectance Value of the White is 83 ± 3% Light Reflectance Value of the Black is 5 ± 3% <p>System Tested: (unless otherwise indicated) Substrate: Cold rolled steel Surface Preparation: SSPC-SP1 1 ct: Waterborne Acrylic Dryfall Flat @ 4.5 mils dft</p> <p>Abrasion Resistance: Method: ASTM D4060 CS10 wheel, 1000 cycles, 500 g load Result: 122 mg loss (average)</p> <p>Adhesion: (blasted steel) Method: ASTM D4541 Result: 408 psi</p> <p>Flexibility: Method: ASTM D522, 180° bend, 1/8" mandrel Result: Passes</p> <p>Impact Resistance: Method: ASTM D2794 Result: Direct: 80 in. lbs. Reverse: 40 in. lbs.</p> | | |
| | @ 55°F | @ 77°F | @ 110°F | | | | | | | | | | | | | | | | | | | | | | | | | |
| To touch: | 45 minutes | 30 minutes | 20 minutes | | | | | | | | | | | | | | | | | | | | | | | | | |
| To handle: | 1 hour | 45 minutes | 30 minutes | | | | | | | | | | | | | | | | | | | | | | | | | |
| To recoat: | 2 hours | 1 hour | 1 hour | | | | | | | | | | | | | | | | | | | | | | | | | |
| To cure: | 2 days | 4 hours | 3 hours | | | | | | | | | | | | | | | | | | | | | | | | | |
| Dry fallout: | 10-20 feet | 10 feet | 10 feet | | | | | | | | | | | | | | | | | | | | | | | | | |



*Industrial
and
Marine
Coatings*



3.01 WATERBORNE ACRYLIC DRY FALL

B42W1
B42T1
B42W2
B42BW3

FLAT WHITE
CLEAR TINT BASE (FLAT)
EG-SHEL WHITE
FLAT BLACK

INDUSTRIAL
& MARINE
COATINGS

PRODUCT INFORMATION

RECOMMENDED SYSTEMS

Steel, alkyd primer:

1 ct. Kem Bond HS @ 2.0-5.0 mils dft
1-2 cts. Waterborne Acrylic Dry Fall @ 3.0 - 4.5 mils dft/ct

Steel & Rusted Galvanized, acrylic primer:

1 ct. DTM Acrylic Primer/Finish @ 2.5-5.0 mils dft
1-2 cts. Waterborne Acrylic Dry Fall @ 3.0 - 4.5 mils dft/ct

Aluminum:

1-2 cts. Waterborne Acrylic Dry Fall @ 3.0 - 4.5 mils dft/ct

Galvanized Metal:

1-2 cts. Waterborne Acrylic Dry Fall @ 3.0 - 4.5 mils dft/ct

Concrete Block:

1 ct. Heavy Duty Block Filler @ 10.0-15.0 mils dft
1-2 cts. Waterborne Acrylic Dry Fall @ 3.0 - 4.5 mils dft/ct

Poured Concrete Walls, Interior:

1-2 cts. Waterborne Acrylic Dry Fall @ 3.0 - 4.5 mils dft/ct

Plaster and Wood, Interior:

1 ct. PrepRite Wall & Wood Primer @ 1.5-2.0 mils dft
1-2 cts. Waterborne Acrylic Dry Fall @ 3.0 - 4.5 mils dft/ct

Drywall:

1-2 cts. Waterborne Acrylic Dry Fall @ 3.0 - 4.5 mils dft/ct

Previously Painted:

1-2 cts. Waterborne Acrylic Dry Fall @ 3.0 - 4.5 mils dft/ct

The systems listed above are representative of the product's use. Other systems may be appropriate.

SURFACE PREPARATION

Surface must be clean, dry, and in sound condition. Remove all oil, dust, grease, dirt, loose rust, and other foreign material to ensure adequate adhesion.

Refer to product Application Bulletin for detailed surface preparation information.

Do not use hydrocarbon solvents for cleaning.

Minimum recommended surface preparation:

- * Iron & Steel: SSPC-SP2
- Aluminum: SSPC-SP1
- Galvanizing: SSPC-SP1
- Concrete & Masonry: SSPC-SP13/NACE 6
- * Wood: Clean, smooth, dust free
- Previously Painted: SSPC-SP1
- * Primer required

TINTING

Tint with EnviroToner Colorants only. White may be tinted with up to 4 oz. per gallon. Clear Base may be tinted with up to 12 oz. per gallon. Five minutes minimum mixing on a mechanical shaker is required for complete mixing of color. Not controlled for tint strength.

APPLICATION CONDITIONS

Temperature: 50°F minimum, 110°F maximum (air, surface, and material)
At least 5°F above dew point
Relative humidity: 75% maximum

Refer to product Application Bulletin for detailed application information.


ORDERING INFORMATION

Packaging: 5 gallon containers
Weight per gallon: 12.11 ± 0.2 lb, may vary with color

SAFETY PRECAUTIONS

Refer to the MSDS sheet before use.

Published technical data and instructions are subject to change without notice. Contact your Sherwin-Williams representative for additional technical data and instructions.



*Industrial
and
Marine
Coatings*



3.01A WATERBORNE ACRYLIC DRY FALL

B42W1
B42T1
B42W2
B42BW3

FLAT WHITE
CLEAR TINT BASE (FLAT)
EG-SHEL WHITE
FLAT BLACK

INDUSTRIAL
& MARINE
COATINGS

APPLICATION BULLETIN

Revised 10/02

SURFACE PREPARATION

Surface must be clean, dry, and in sound condition. Remove all oil, dust, grease, dirt, loose rust, and other foreign material to ensure adequate adhesion.

Do not use hydrocarbon solvents for cleaning.

Iron & Steel

Minimum surface preparation is Hand Tool Clean per SSPC-SP2. Remove all oil and grease from surface by Solvent Cleaning per SSPC-SP1. For better performance, use Commercial Blast Cleaning per SSPC-SP6, blast clean all surfaces using a sharp, angular abrasive for optimum surface profile (2 mils). Prime any bare steel within 8 hours or before flash rusting occurs.

Aluminum

Remove all oil, grease, dirt, oxide and other foreign material by Solvent Cleaning per SSPC-SP1.

Galvanized Steel

Remove all oil, grease, dirt, oxide and other foreign material by Solvent Cleaning per SSPC-SP1. When the surface has been treated with chromates or silicates, first Solvent Clean per SSPC-SP1 and apply a test patch. Allow paint to dry at least one week before testing adhesion. If adhesion is poor, brush blasting per SSPC-SP7 is necessary to remove these treatments. Rusty galvanizing requires a minimum of Hand Tool Cleaning per SSPC-SP2, prime the area the same day as cleaned.

Concrete and Masonry

For surface preparation, refer to SSPC-SP13/NACE 6. Remove all loose mortar and foreign material. Surface must be free of laitance, concrete dust, dirt, form release agents, moisture curing membranes, loose cement and hardeners. Concrete and mortar must be cured at least 28 days @ 75°F. On tilt-up and poured-in-place concrete, commercial detergents and abrasive blasting may be necessary. Fill bug holes, air pockets and other voids with ArmorSeal Crack Filler. Primer required.

Brick must be allowed to weather for one year prior to surface preparation and painting.

Drywall

Must be clean and dry. All nail heads must be set and spackled. Joints must be taped and covered with joint compound. Spackled nail heads and tape joints must be sanded smooth and all dust removed prior to the application of paint.

Wood

Surface must be clean, dry and sound. Prime with recommended primer and paint as soon as possible. Knots and pitch streaks must be scraped, sanded and spot primed before full coat of primer is applied. All nail holes or small openings must be properly caulked.

APPLICATION CONDITIONS

Temperature: 50°F minimum, 110°F maximum
(air, surface, and material)
At least 5°F above dew point

Relative humidity: 75% maximum

NOTE: Dryfall characteristics will be adversely affected at temperatures below 77°F or above 50% relative humidity.

APPLICATION EQUIPMENT

The following is a guide. Changes in pressures and tip sizes may be needed for proper spray characteristics. Always purge spray equipment before use with listed reducer. Any reduction must be compatible with the existing environmental and application conditions.

Reducer/Clean Up:

Above 80°F Water
Below 80°F 60% denatured alcohol/40% water

Airless Spray

Pressure 2800
Hose 1/4" ID
Tip017"-.019"
Filter 60 mesh
Reduction Not recommended

Conventional Spray

Gun Binks 95
Fluid Nozzle 63C
Air Nozzle 63PB
Atomization Pressure ... 60 psi
Fluid Pressure 50 psi
Reduction As needed up to 10% by volume


Brush

Brush Not recommended

Roller

Cover Not recommended

If specific application equipment is listed above, equivalent equipment may be substituted.



*Industrial
and
Marine
Coatings*



3.01A WATERBORNE ACRYLIC DRY FALL

B42W1
B42T1
B42W2
B42BW3

FLAT WHITE
CLEAR TINT BASE (FLAT)
EG-SHEL WHITE
FLAT BLACK

INDUSTRIAL
& MARINE
COATINGS

APPLICATION BULLETIN

APPLICATION PROCEDURES

Surface preparation must be completed as indicated.

Mix paint thoroughly by boxing and stirring before use.

Apply paint at the recommended film thickness and spreading rate as indicated below:

Recommended Spreading Rate per coat:

| | |
|-----------|---------------------------------|
| Wet mils: | 7.0 - 11.0 |
| Dry mils: | 3.0 - 4.5 |
| Coverage: | 135 - 225 sq ft/gal approximate |

Drying Schedule @ 7.0 mils wet 50% RH:

| | @ 55°F | @ 77°F | @ 110°F |
|--------------|------------|------------|------------|
| To touch: | 45 minutes | 30 minutes | 20 minutes |
| To handle: | 1 hour | 45 minutes | 30 minutes |
| To recoat: | 2 hours | 1 hour | 1 hour |
| To cure: | 2 days | 4 hours | 3 hours |
| Dry fallout: | 10-20 feet | 10 feet | 10 feet |

Drying time is temperature, humidity, and film thickness dependent.

Application of coating above maximum or below minimum recommended spreading rate may adversely affect coating performance.

PERFORMANCE TIPS

When using spray application, use a 50% overlap with each pass of the gun to avoid holidays, bare areas, and pinholes. If necessary, cross spray at a right angle.

During the early stages of drying, the coating is sensitive to rain, dew, high humidity and moisture condensation. If possible, plan painting schedules to avoid these influences during the first 16-24 hours of curing.

Spreading rates are calculated on volume solids and do not include an application loss factor due to surface profile, roughness, or porosity of the surface, skill, and technique of the applicator, method of application, various surface irregularities, material lost during mixing, spillage, overthinning, climatic conditions, and excessive film build.

Reduction will have an adverse effect on the dryfall and flash rust characteristics of this coating.

Dryfall characteristics will be adversely affected at temperatures below 77°F or above 50% relative humidity.

In order to avoid blockage of spray equipment, clean equipment before use or before periods of extended downtime with water.

Overspray landing on hot surfaces may adhere to these surfaces. Immediately remove overspray from hot surfaces before adhesion occurs. Note that surface temperatures can be higher than air temperature.

Use EnviroToner Colorants only at the recommended levels.

Refer to Product Information sheet for additional performance characteristics and properties.

CLEAN UP INSTRUCTIONS

Clean spills and spatters immediately with soap and warm water. Clean tools immediately after use with soap and warm water. After cleaning, flush spray equipment with Mineral Spirits, R1K4, to prevent rusting of equipment. Follow manufacturer's safety recommendations when using any solvent.

SAFETY PRECAUTIONS

Refer to the MSDS sheet before use.

Published technical data and instructions are subject to change without notice. Contact your Sherwin-Williams representative for additional technical data and instructions.